

Welcome to today's **University Business** web seminar

---

# How to Build Quality, Flexible and Humanized Online Learning Experiences



**Kurt Eisele-Dyrli**  
Web Seminar Editor  
*University Business*



**Shane Lovellette**  
Strategy Lead  
TechSmith



**Cheryl Chapman**  
Department Chair of  
Career Education  
Coastline Community  
College

**Thank you for joining us! The web seminar will start promptly at 2:00 ET.**

## How to Build Quality, Flexible and Humanized Online Learning Experiences

*Thank you for joining us! The web seminar will start shortly at 2:00 ET.*

### For technical support:

Use the [Chat panel](#) at the right of your screen. Select the name of our event producer, Jason York, and type your message.

"Chat" for tech support

### No computer speakers? Prefer to listen privately?

Dial the phone number and access code posted in the Chat window.

"Q&A" for panelist questions

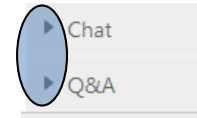
### To submit a question to our panel:

Use the [Q&A panel](#) at the right of your screen. Send your question to All Panelists, the default option.

Ask:

### Don't see a panel?

Click the "expand panel" triangle in front of the panel name.



### Need to access the presentation at a later time?

Everyone will receive an email with links to the slides and the archive recording.

# How to Build Quality, Flexible and Humanized Online Learning Experiences



**Kurt Eisele-Dyrli**  
Web Seminar Editor  
*University Business*



**Shane Lovellette**  
Strategy Lead  
TechSmith



**Cheryl Chapman**  
Department Chair of  
Career Education  
Coastline Community  
College

*This web seminar is sponsored by:*



---

Show what you know

# How to Build Quality, Flexible and Humanized Online Learning Experiences



**Kurt Eisele-Dyrli**  
Web Seminar Editor  
*University Business*



**Shane Lovellette**  
Strategy Lead  
TechSmith



**Cheryl Chapman**  
Department Chair of  
Career Education  
Coastline Community  
College

## How to Build Quality, Flexible and Humanized Online Learning Experiences

### **For technical support:**

Use the [Chat panel](#) at the right of your screen. Select the name of our event producer, Jason York, and type your message.

“Chat” for tech support

### **No computer speakers? Prefer to listen privately?**

Dial the phone number and access code posted in the Chat window.

### **To submit a question to our panel:**

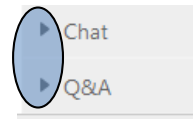
Use the [Q&A panel](#) at the right of your screen. Send your question to All Panelists, the default option.

“Q&A” for panelist questions

Ask:

### **Don't see a panel?**

Click the “expand panel” triangle in front of the panel name.



### **Need to access the presentation at a later time?**

Everyone will receive an email with links to the slides and the archive recording.

# How to Build Quality, Flexible and Humanized Online Learning Experiences



**Kurt Eisele-Dyrli**  
Web Seminar Editor  
*University Business*



**Shane Lovellette**  
Strategy Lead  
TechSmith



**Cheryl Chapman**  
Department Chair of  
Career Education  
Coastline Community  
College



# How to Build Quality, Flexible and Humanized Online Learning Experiences

# Poll Questions



1. What course modality do you primarily teach in?

- ☐ Hybrid/blended
- ☐ Flipped
- ☐ Face to face
- ☐ Fully online
- ☐ Hyflex

2. What is your experience level teaching online?

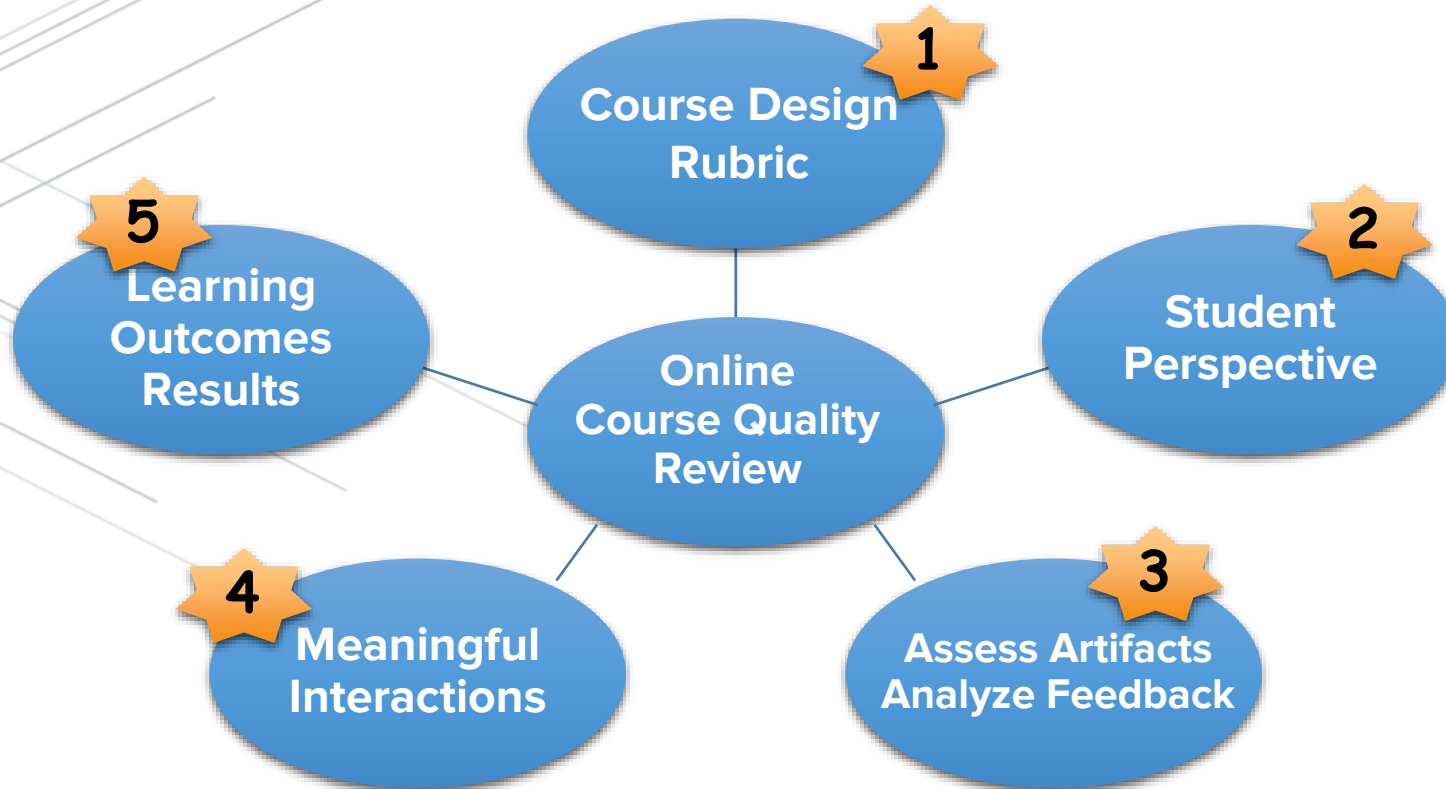
- ☐ None
- ☐ Less than 1 year
- ☐ 1-3 years
- ☐ 3-5 years
- ☐ 5 years or more

# How to assess course quality?

What do we measure?

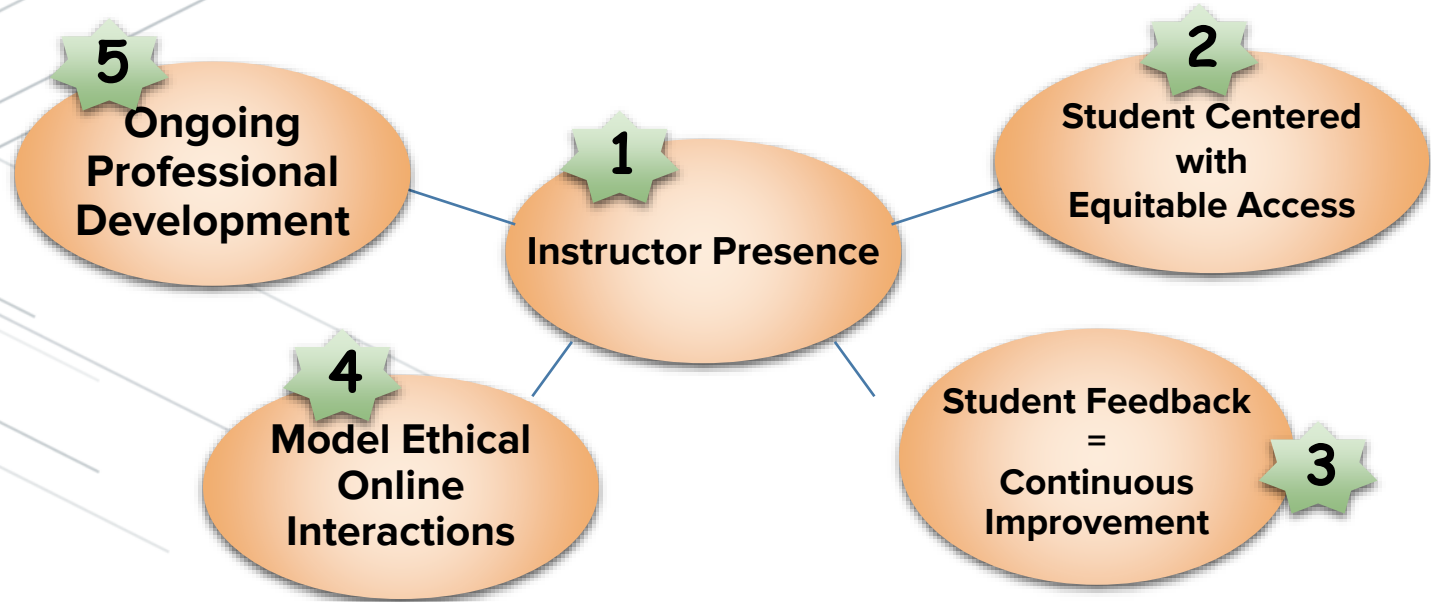


# 5 Steps to Assess Course Quality



Morrison, Debbie. "[How 'Good' is Your Online Course? Five Steps to Assess Course Quality.](#)" *Online Learning Insights*. N.p., 01 June 2015. Web. 19 June 2017.

# 5 Principles for Quality Online Teaching



5 Principles of Quality Online Teaching [https://onlinenetworkofeducators.org/wp-content/uploads/2018/01/Principles\\_for\\_Quality\\_Online\\_Teaching\\_ACC.pdf](https://onlinenetworkofeducators.org/wp-content/uploads/2018/01/Principles_for_Quality_Online_Teaching_ACC.pdf)



California  
Community  
Colleges

Online Education  
Initiative

# COURSE DESIGN RUBRIC

## Course Review Prep Form June 2020

This checklist (based on Online Education Initiative's [Course Design Rubric](#)) is designed to help you prepare your course for review. Each rubric element below provides a direct link to an explanation/example in our [Course Design Resources](#).

Please carefully and thoroughly consider how each rubric element is implemented in your course.

We request that items highlighted in yellow be given particular attention prior to submitting your course.

### A: CONTENT PRESENTATION

A1: I've included [unit objectives](#) in the individual learning units/modules.

Yes	Unsure
<input type="checkbox"/>	<input type="checkbox"/>

A2: My objectives include [demonstrable learning outcomes](#) and are written in language that is student-centered.

Yes	Unsure
<input type="checkbox"/>	<input type="checkbox"/>

Describe at least one specific example of how A1-A2 are demonstrated in your course (e.g., "Week 1 objectives are: 1) define assets, liabilities and owner's equity, 2) describe causes of change in owner's equity, 3) prepare a simple balance sheet").



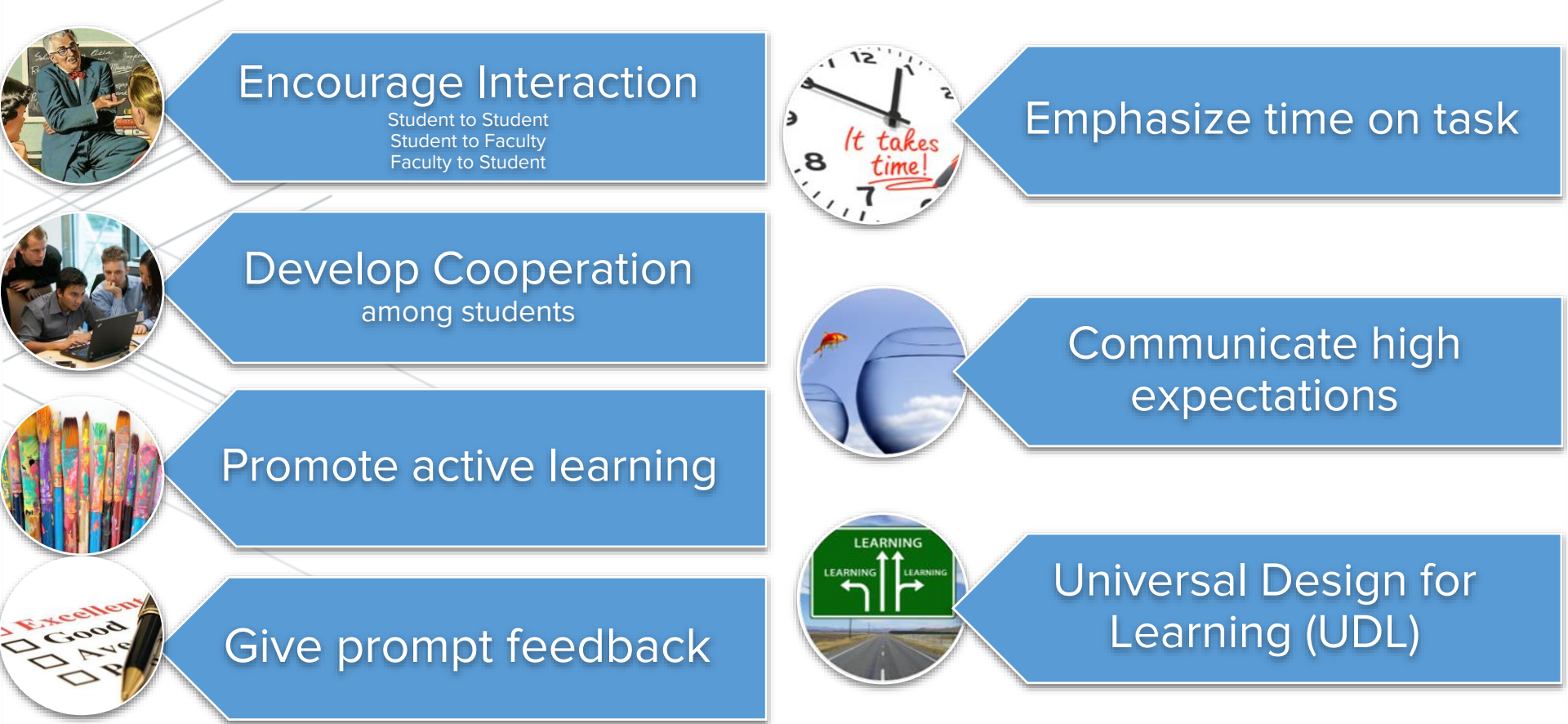
QUALITY MATTERS  
**QM**

# QOLT

quality online learning & teaching

**QOCI** Rubric  
Quality Online Course Initiative

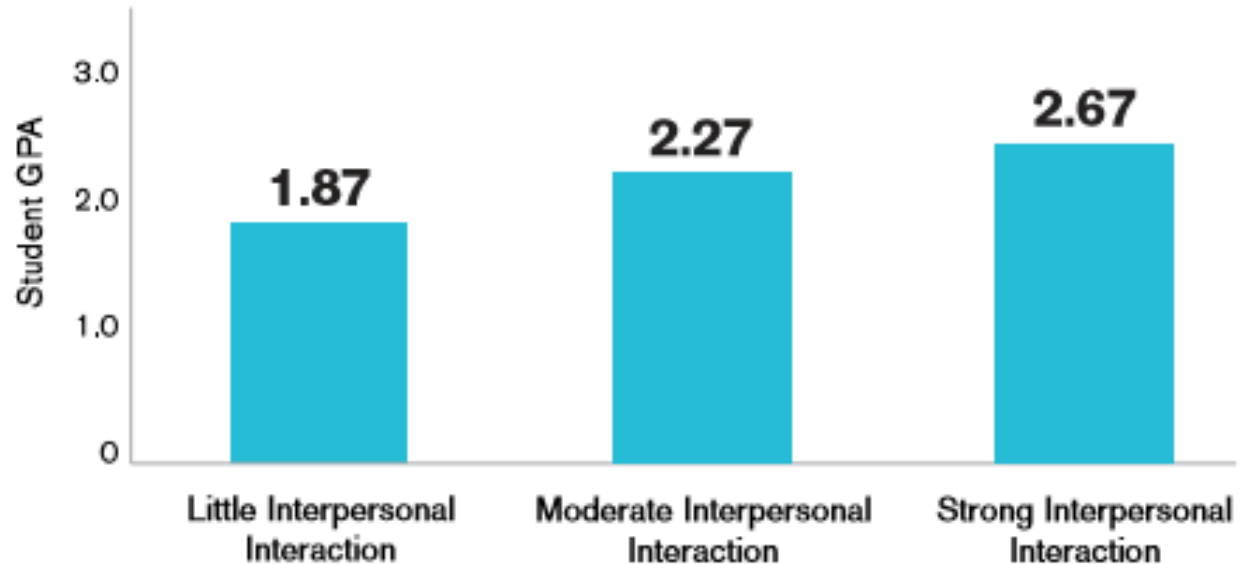
**CSU**



Chickering, Arthur W., and Zelda F. Gamson. ["Seven Principles for Good Practice in Undergraduate Education."](https://eric.ed.gov/?id=ED282491) AAHE Bulletin, p3-7 Mar 1987 [https://eric.ed.gov/?id=ED282491]

# Why Interaction Matters

**Relationship Between Level of Interpersonal Interaction and Student Performance<sup>9</sup>**



# Students want you!



*“Because my professor puts the effort into making the class good and seems to actually want to teach the class, it’s easier to be engaged in the class even though it’s totally online (and pretty hard).”*

Student Quote

# Prep: Gather All Resources!



# Accessibility - Be Proactive & Successful

## Web Content Accessibility Guidelines (WCAG)

WCAG 2.0 Standards incorporated into Section 508

- Headings
- Lists
- Links
- Images
- Tables
- Color
- Captions



# Step 1: Authentic Assessment

How will you assess learning?

**Summative**

**Formative**

**CATS**

Classroom Assessment Techniques

The screenshot shows a video player interface. The main video content displays 'Example 4' with the problem: 'Solve:  $\frac{7}{x-1} - 5 = \frac{6}{x^2-1}$ '. Below the problem, it says 'Remember to check for extraneous solutions!'. A quiz overlay is positioned in the bottom right corner of the video frame. The quiz text reads: 'In this example (see PPT example 4), what should I multiply everything through by?'. It shows three radio button options: 'x-1', '(x-1)(x^2-1)', and '(x-1)(x+1)'. The third option is selected. A 'Next' button is at the bottom right of the quiz. The video player controls at the bottom show a play button, a volume icon, and a progress bar at 5:35 / 7:36. There are also icons for closed captions (CC), settings, and a full-screen button.

**Projects**

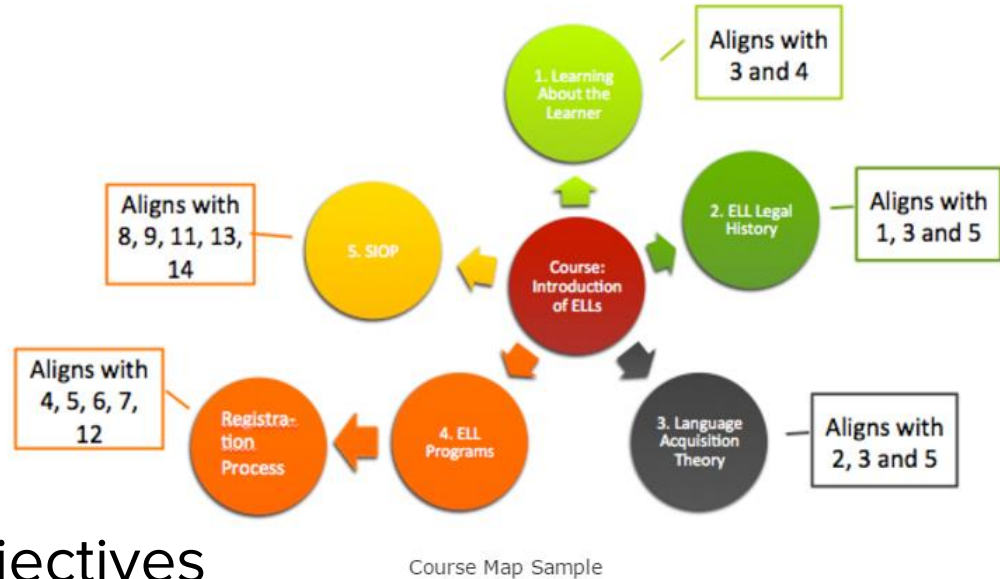
**Role Play**

**Videos**

**Embedded Quiz**

## Step 2: Map Your Course

- Learning Units
  - 5-7 Major themes
- Weekly Modules (Topics)
  - Lesson Objectives
  - Align Assessments/Objectives

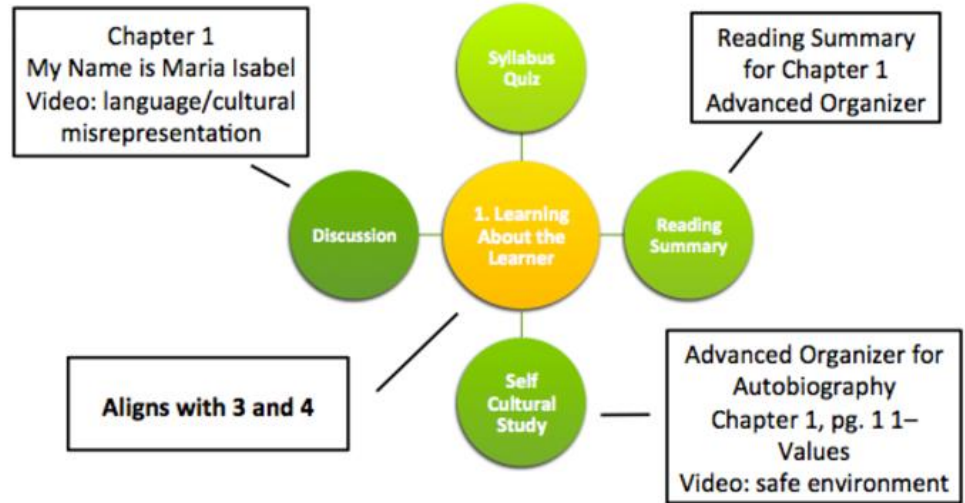


**Tip:** Chunking your content on each page increases readability and accessibility.

# Step 3: Design Your Modules

## Include:

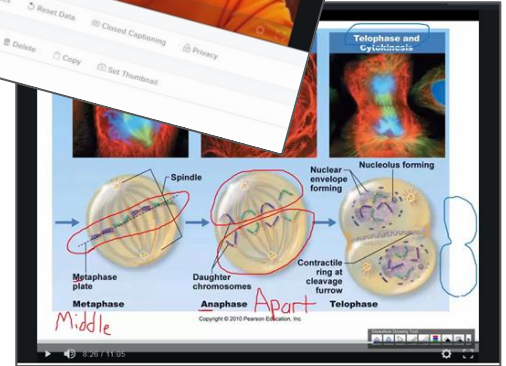
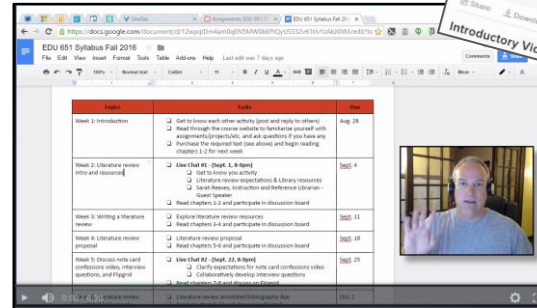
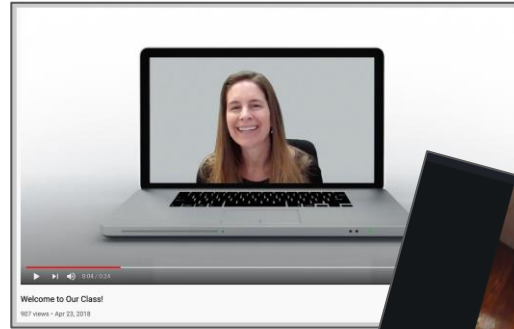
- Engaging content
  - Images and videos
- Student Centered Activities
  - Interactive
  - Relevant
- Authentic Assessments
  - Student video projects
  - Integrated quizzes (video)
  - Peer video conversations



Module Map Sample

# Instructor Created Video = Humanizing

- Welcome Introduction
- Course Tour
  - Navigation & Syllabus
- Announcements & encouragement
- Content videos
- Impromptu videos
- Feedback on student work

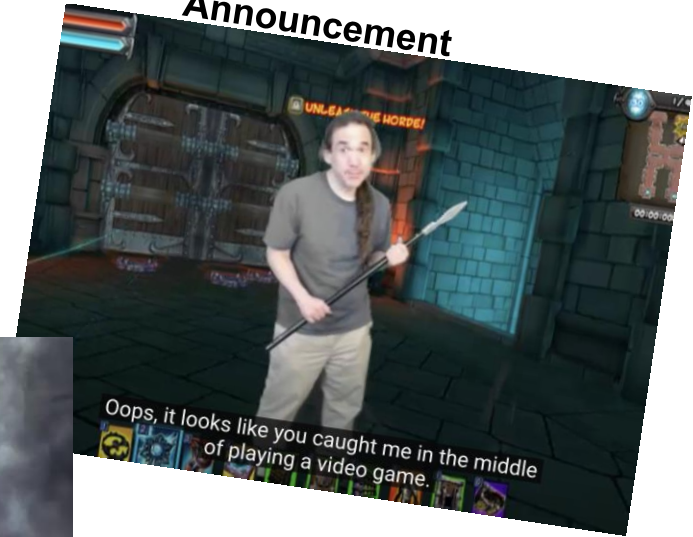


# Instructor Video Examples

Course Introduction





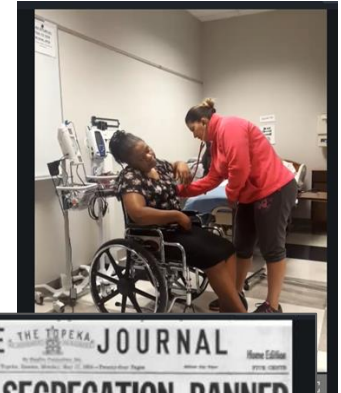
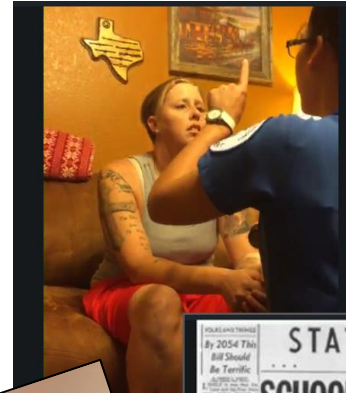
Announcement



Personality Shines Through!

# Student Created Video = Authentic Assessment

- Video Introduction (post in discussion)
- Presentation (Screencast)
- Peer reviews
- Practical Skill Demonstration
- Just in Time “Sharing”



# Poll Question

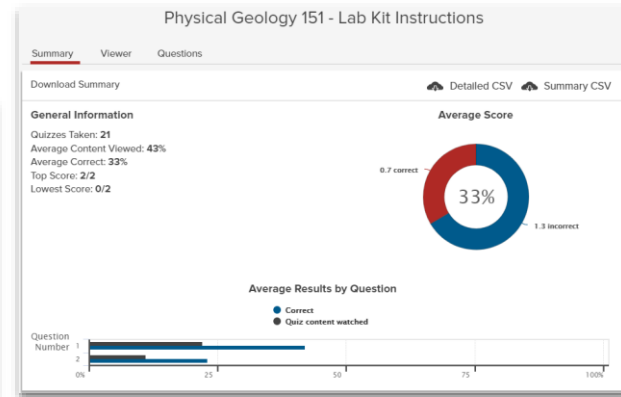
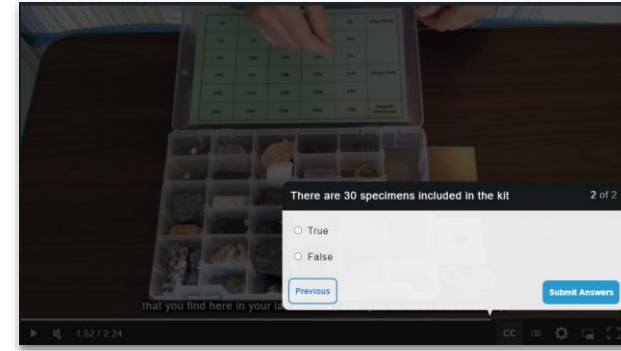


1. Which of the following TechSmith products do you use? (select all that apply)

- ☐ Snagit
- ☐ Camtasia
- ☐ Relay
- ☐ Screencast
- ☐ Jing
- ☐ Video review
- ☐ None
- ☐ Other

# Increase Student Engagement

- Embed Quiz Questions (assessment or review)
- Add Conversation Prompts (discussions)
- Enhance the Video - Green Screen
- Assign “Viewing” Points
- Create digestible video segments (Chunk)





Snagit

Screen Capture and  
Recording Software

*29+ Million Users*



Camtasia

All-in-One Screen Recorder  
and Video Editor

*28+ Million Users*



Relay

Educational Video Creation  
and Sharing Platform

*1+ Million Videos Created*



Video Review

Video Collaboration &  
Feedback Tool

***We empower people to create remarkable videos and images  
that help share knowledge and information***



# How to Build Quality, Flexible and Humanized Online Learning Experiences

Thank you!

# How to Build Quality, Flexible and Humanized Online Learning Experiences

## Q&A



**Kurt Eisele-Dyrli**  
Web Seminar Editor  
*University Business*



**Shane Lovellette**  
Strategy Lead  
TechSmith



**Cheryl Chapman**  
Department Chair of  
Career Education  
Coastline Community  
College

Have a question for our presenters? Submit it through the [Q&A](#) at the right.

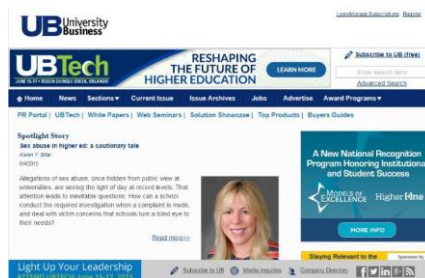
Q&A

University Business is the leader in editorial coverage of news, trends and current issues in higher education.

Subscribe for FREE and stay up-to-date through our print magazine, digital edition, newsletters and web seminars.



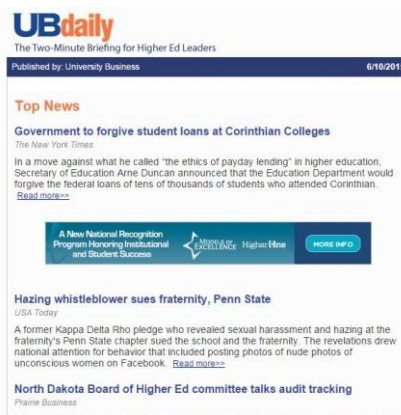
Print magazine



Digital edition and website



Web seminars



UB Daily, and other newsletters

# Thank you for joining us!

The archive recording of this web seminar will be available for you to review, or share with members of your team, at:

<http://www.UniversityBusiness.com/Web-Seminars>

You will also receive an email with a link to the slides.